

Impact of the Atlantic Multidecadal Oscillation on Baltic Sea variability

Florian Börgel¹ , Claudia Frauen¹ , Thomas Neumann¹ , S. Schimanke²,
H. E. Markus Meier^{1,2}

submitted to Geophysical Research Letters, 2018

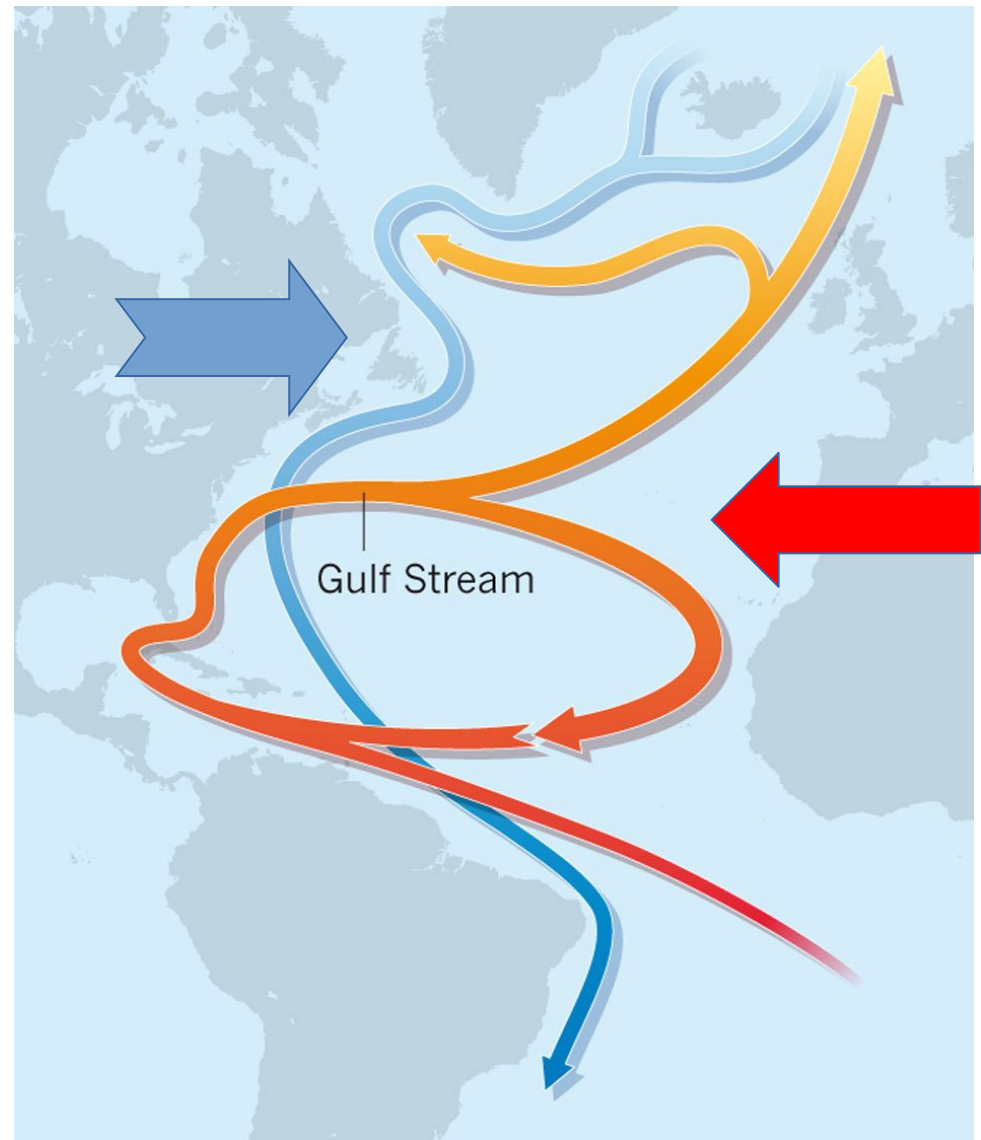
¹ Leibniz Institute for Baltic Sea Research, Warnemünde, Germany

² Swedish Meteorological and Hydrological Institute, Norrköping, Sweden

florian.boergel@io-warnemuende.de

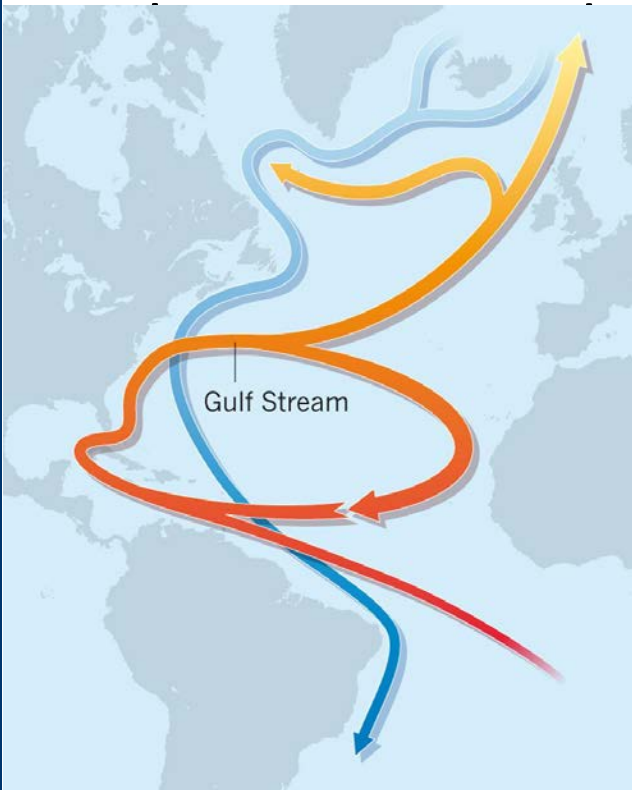
Atlantic Meridional Overturning Circulation

- Northward flow of warm, salty water in the upper layers of the Atlantic
- Southward flow of colder, deep waters

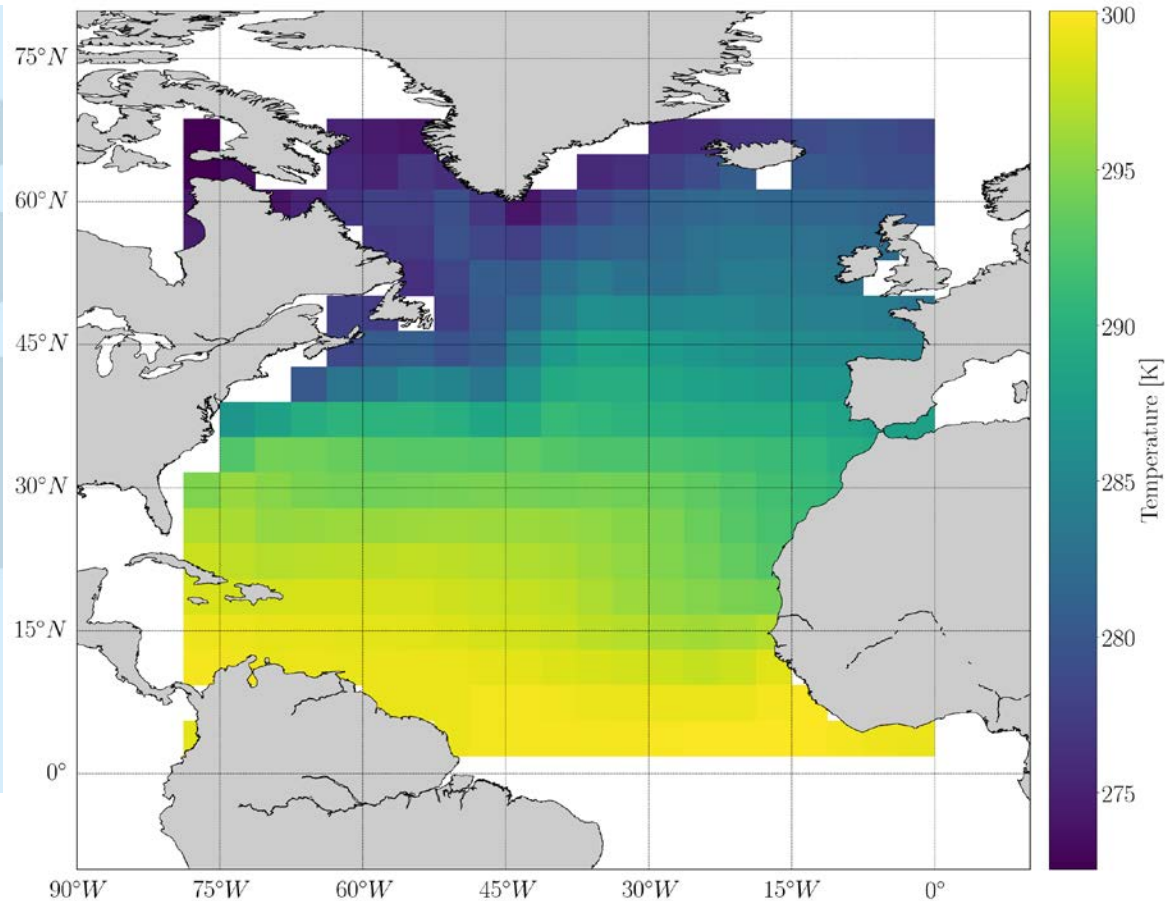


Schematic Representation of the Atlantic Meridional Overturning Circulation (Nature, 2012)

What is the AMO?



Schematic Representation of the Atlantic Meridional Overturning Circulation (Nature, 2012)



Sea surface temperature for the calculation of the AMO index

The impact of AMO states

- Atlantic hurricanes (Goldenberg et al., 2001; Knight et al., 2006)
- India/Sahel rainfall (Knight et al., 2006)
- North American climate (Enfield et al., 2001)
- Arctic temperature (Chylek et al., 2009)
- Weather regimes over Europe (Zampieri et al., 2017)

Motivation

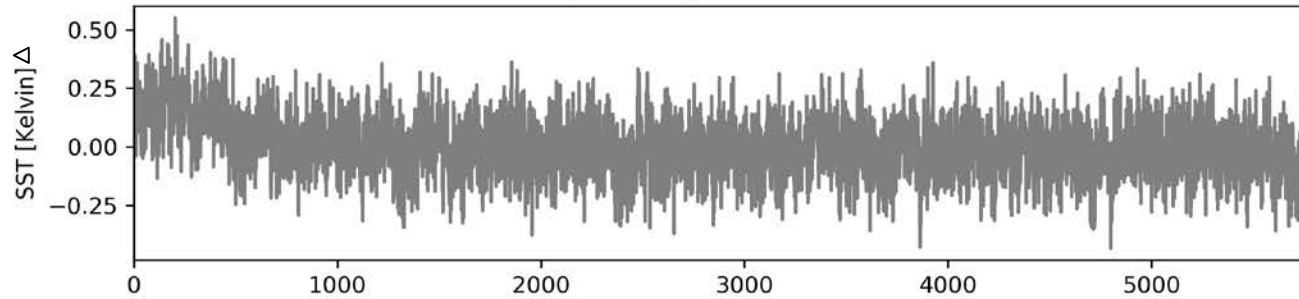
- Impact of the AMO on the Baltic Sea ecosystem
- Limited observations of about 150 years
- Tracking records of marine species are even shorter (Alheit, 2014)

=> numerical model approach

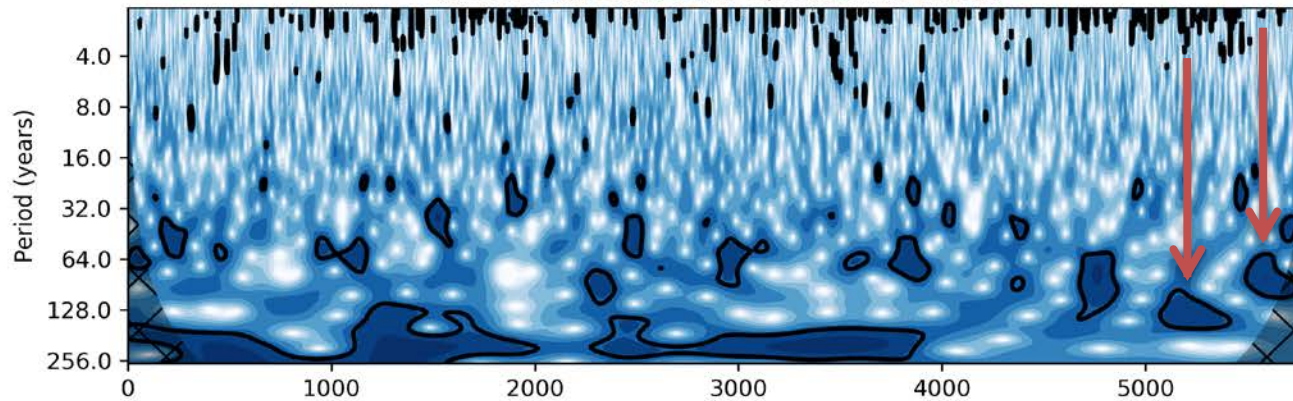
Ocean model and forcing

- Regional Rossby Centre Ocean model (RCO) to simulate the Baltic Sea from 950 – 1800 (Schimanke and Meier, 2016)
- horizontal resolution of 3.7 km and 83 vertical layers with a maximum depth of 250 m
- Forcing data: Rossby Centre Atmosphere model (RCA3) with a resolution of 0.44° covering nearly the whole area of Europe (Schimanke, 2012)
- RCA3 is driven by the global paleoclimate model ECHO-G at the lateral boundaries (Legutke and Voss, 1999)

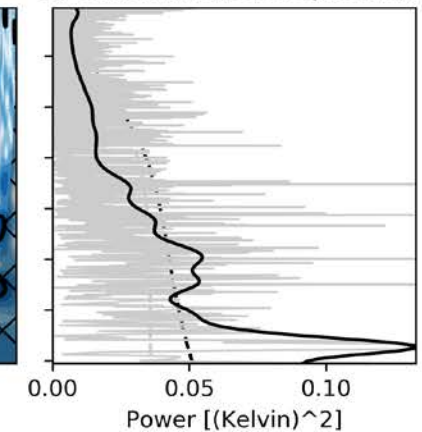
a) AMO Signal in ECHO-G

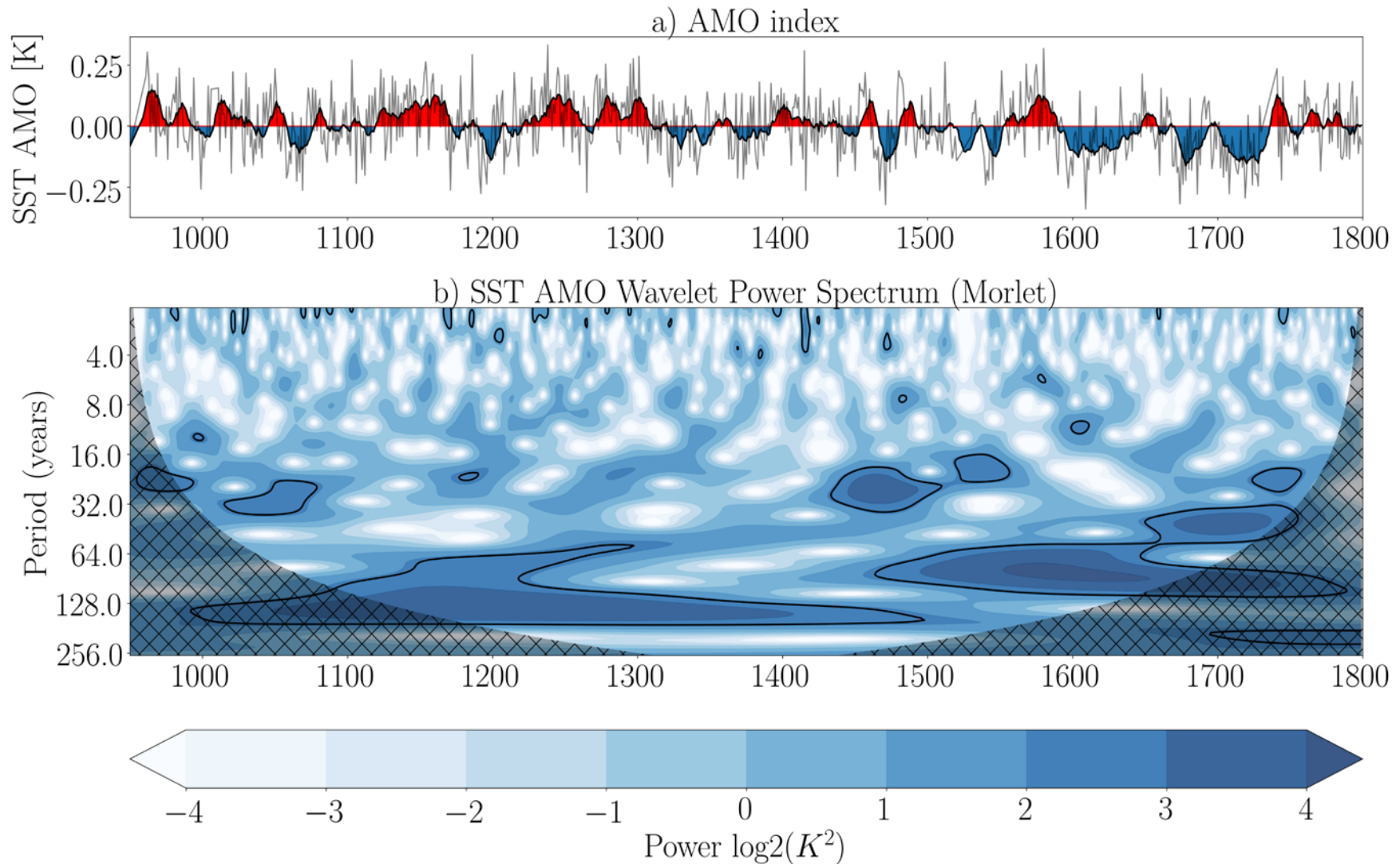


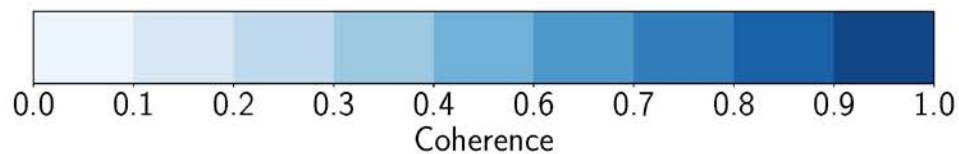

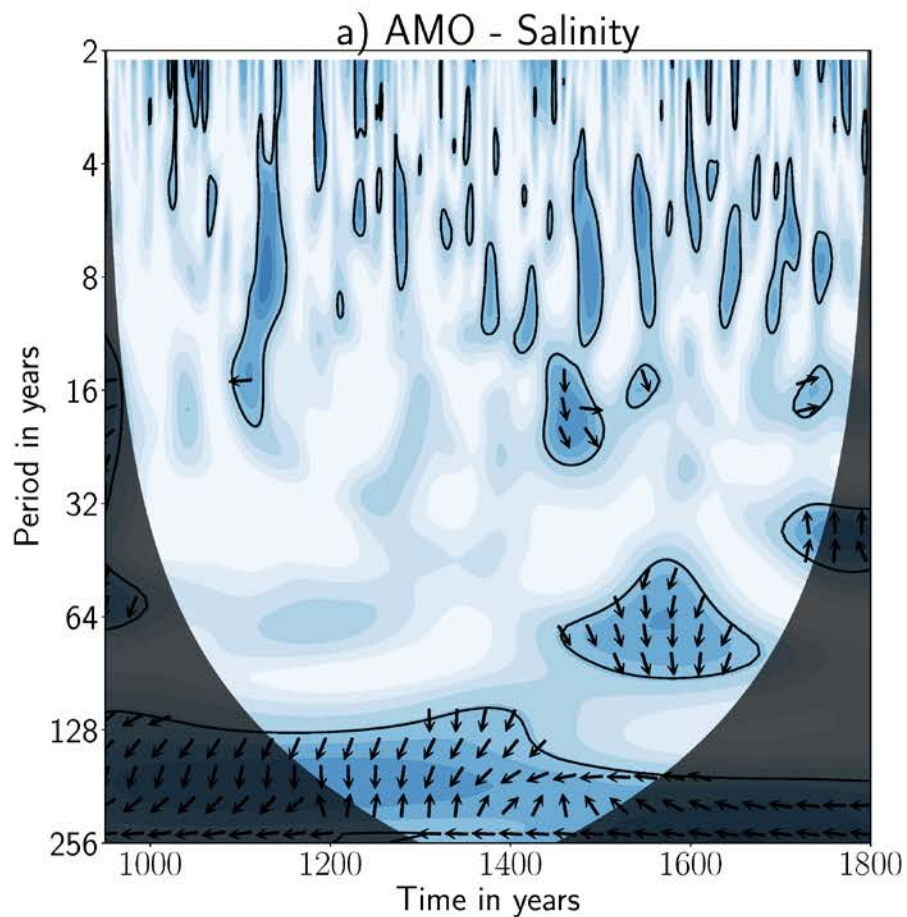
b) SST Wavelet Power Spectrum (Morlet)



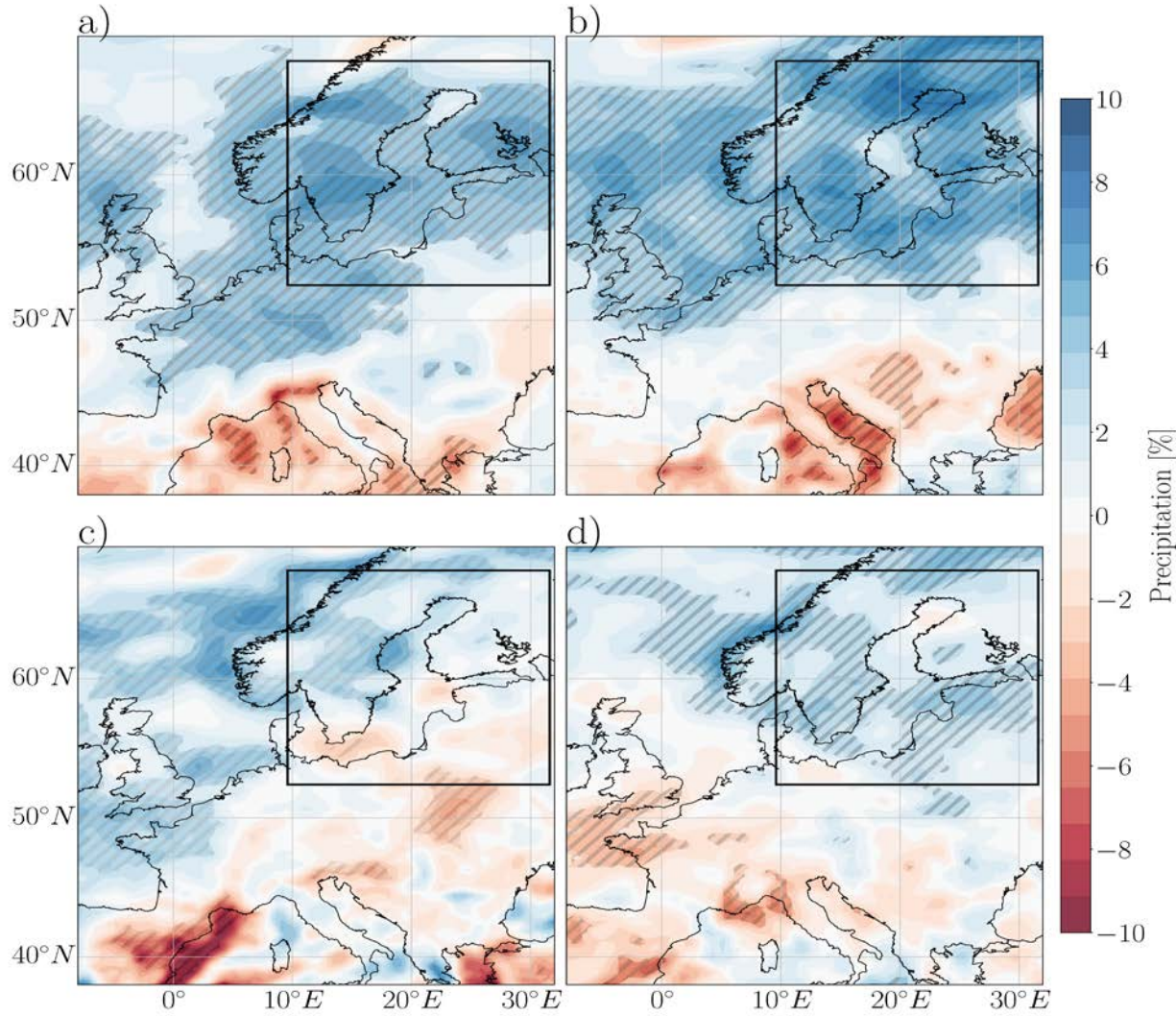
c) Global Wavelet Spectrum





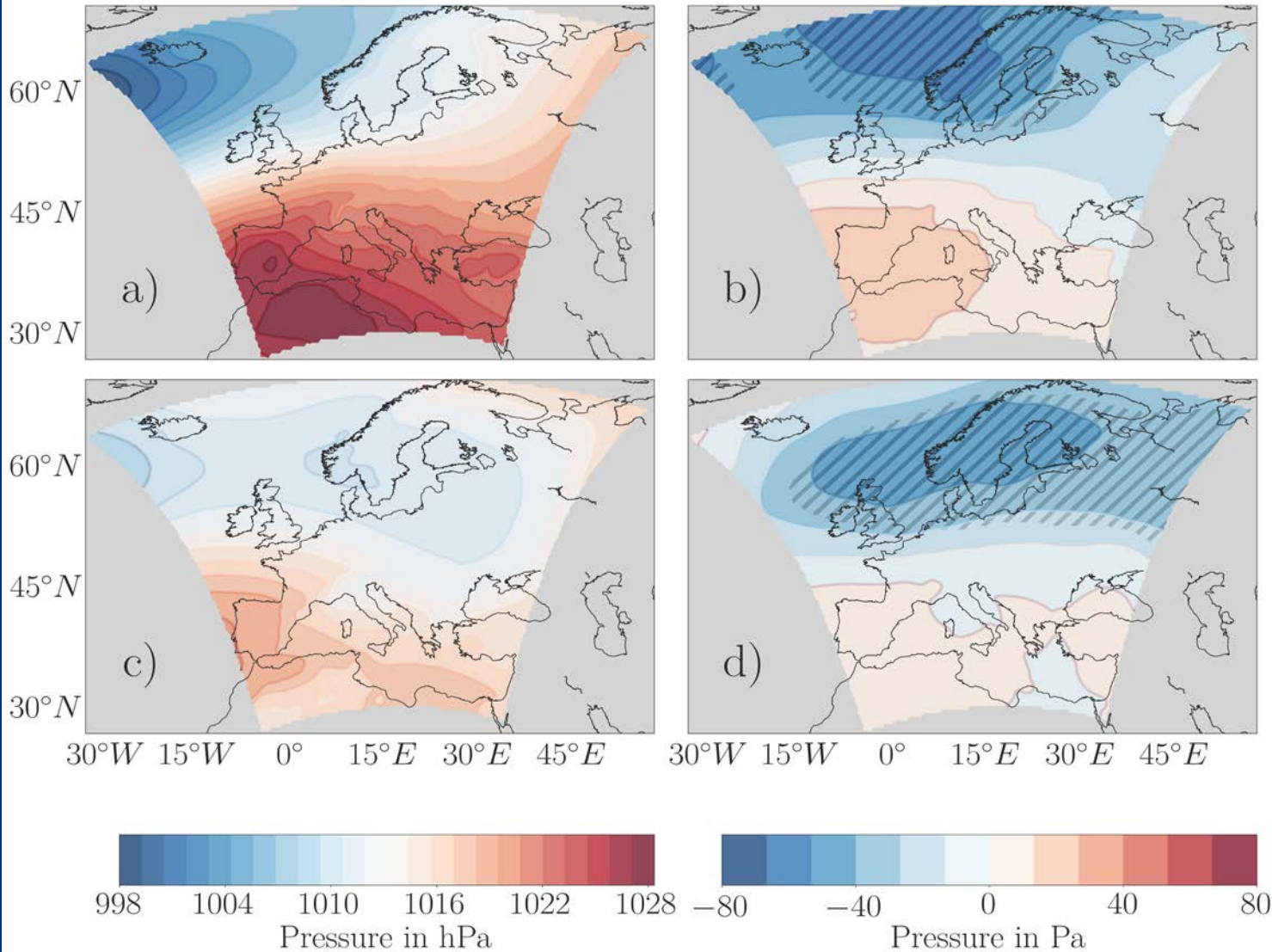


AMO influences the precipitation over the Baltic Sea



Difference in precipitation between AMO+ and AMO-. a) winter (DJF), b) spring (MAM), c) summer (JJA), d) autumn (SON). The scale shows the relative difference to the local seasonal mean. Statistical significant regions are hatched.

Impact of the Atlantic Multidecadal Oscillation on Baltic Sea variability



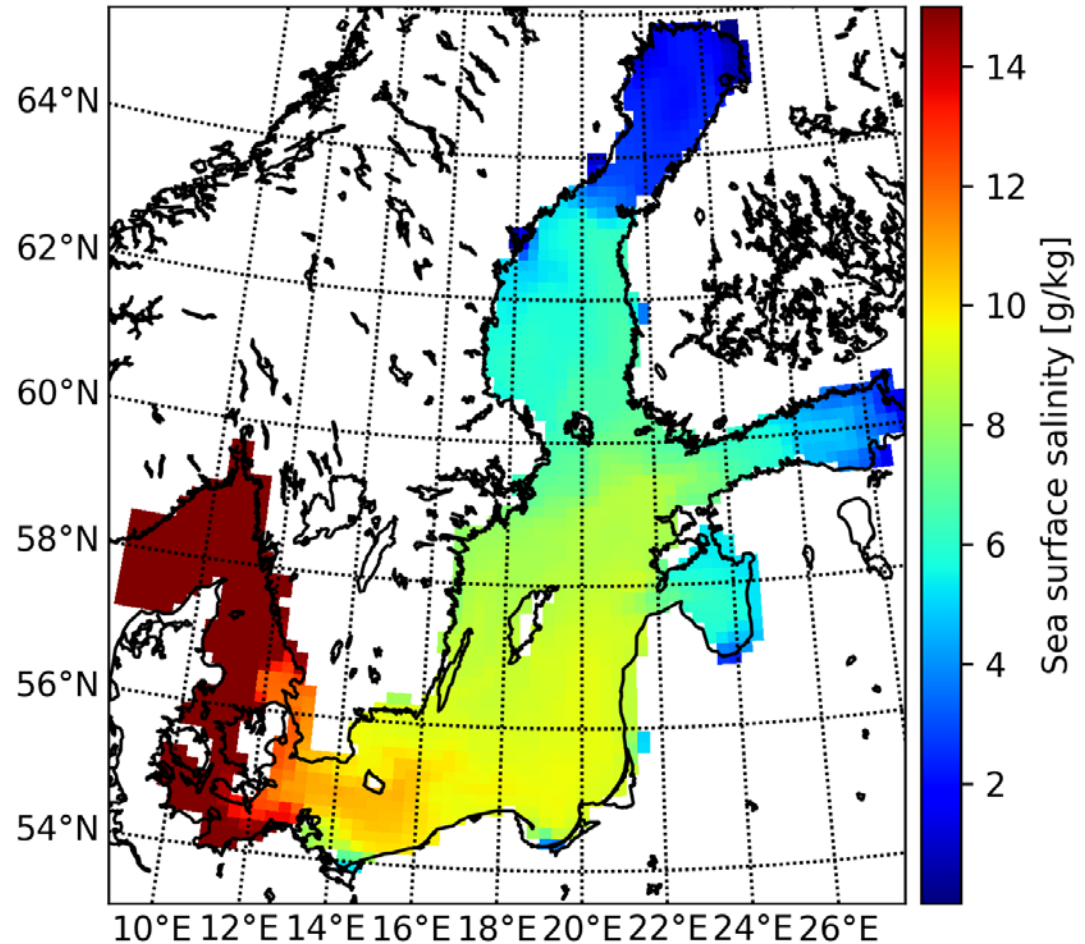
Mean SLP in winter a),
SLP difference between AMO+
and AMO-
winter b), mean
SLP spring c),
difference
spring d)

Conclusions

- Dynamical downscaling of global paleoclimate simulation ECHO-G shows the impact of AMO on the Baltic Sea
- AMO-induced changes in the atmospheric circulation impact the precipitation over the Baltic Sea catchment area

Conclusions

- Precipitation affects river runoff which in turn affects the mean salinity causing multi-decadal salinity changes of 0.8 g/kg
- Horizontal salinity gradient affects the species distribution



References

- S. Goldenberg, C. Landsea, Alberro Mestas-Nuêz, William M. Gray: *The Recent Increase in Atlantic Hurricane Activity: Causes and Implications*, Science, Volume 293(5529):474-479, July 20, 2001
- Knight, J. R., C. K. Folland, and A. A. Scaife (2006), *Climate impacts of the Atlantic Multidecadal Oscillation*, Geophys. Res. Lett., 33, L17706, doi: 10.1029/2006GL026242.
- Enfield, D. B., A. M. Mestas-Nunez, and P. J. Trimble (2001), *The Atlantic multidecadal oscillation and its relation to rainfall and river flows in the continental U.S.*, Geophys. Res. Lett., 28(10), 2077–2080.
- Chylek, P., C. K. Folland, G. Lesins, M. K. Dubey, and M. Wang (2009), Arctic air temperature change amplification and the Atlantic Multidecadal Oscillation, Geophys. Res. Lett., 36, L14801, doi: 10.1029/2009GL038777.
- M. Zampieri, A. Toreti, A. Schindler, E. Scoccimarro, S. Gualdi, *Atlantic multi-decadal oscillation influence on weather regimes over Europe and the Mediterranean in spring and summer*, Global and Planetary Change, Volume 151, 2017, 92-100, ISSN 0921-8181, <https://doi.org/10.1016/j.gloplacha.2016.08.014>.
- Schimanke, S. and H. E. M. Meier (2016). *Decadal-to-centennial variability of salinity in the Baltic Sea*. J. Clim. 29: 7173-7188, doi: 10.1175/jcli-d-15-0443.1
- Schimanke, S., H. E. M. Meier, E. Kjellström, G. Strandberg and R. Hordoïr, 2012: *The climate in the Baltic Sea region during the last millennium*. Climate of the Past, 8, 1419- 1433, doi:10.5194/cp-8-1419-2012.
- Legutke, S. and R. Voss, 1999: *The Hamburg Atmosphere-Ocean Coupled Circulation Model ECHO-G*. Technical report, No. 18, German Climate Computer Centre (DKRZ), Hamburg, 62 pp.

Questions?